

Application Metrics





Monitoring

Hardware

Services systèmes



Logs (ES, Kibana, etc)

Lisibilité


Extraction de la bonne info



Gestion d'erreur

Rollbar, Airbrake, Sentry, ...

Erreurs



Page de statut / admin

Info choisies, pertinentes

Temporalité ?





Monitoring + Statut

Prometheus

Time series database

<https://prometheus.io/>

- Poll (toutes les x secondes) `/metrics`
- Format texte ou `protobuf`
- Enregistre avec timestamp
- Requêtes
- Formules

Execute

- insert metric at cursor -

Graph

Console

-

6h

+

◀

Until

▶

Res. (s)

stacked

Visualisation très limitée



Grafana

The **open** platform for **beautiful** analytics and
monitoring

<https://grafana.com/>

- Dashboard
- Visualisation
- Différentes sources (prometheus, elasticsearch, cloudwatch, etc)

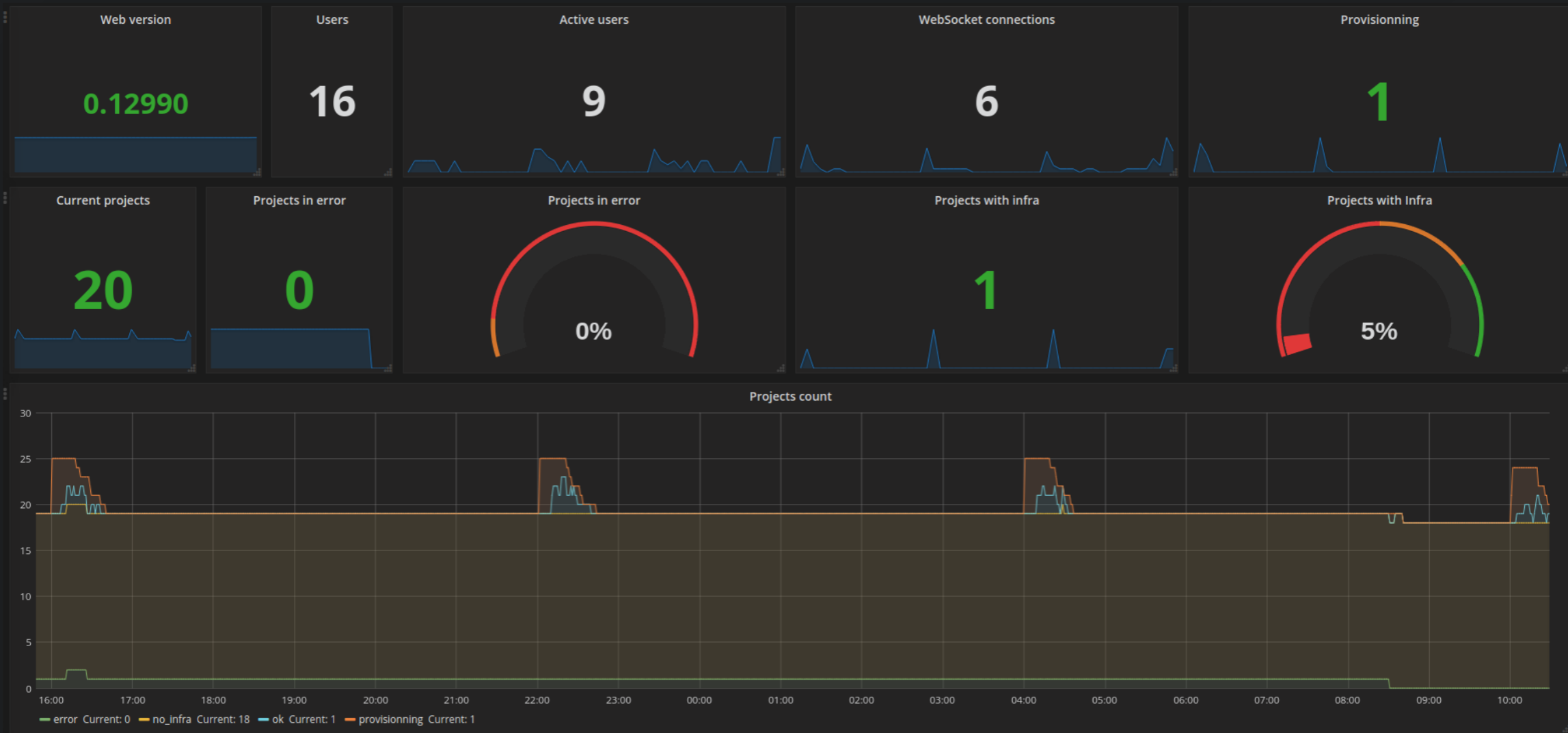



Et en pratique ?

/metrics

```
projects_count 18
project_infra{status="ok"} 0
project_infra{status="error"} 0
project_infra{status="provisionning"} 0
project_infra{status="no_infra"} 18
connection_pool_count 5
connection_pool{details="connections"} 5
connection_pool{details="busy"} 2
connection_pool{details="dead"} 0
connection_pool{details="idle"} 3
connection_pool{details="waiting"} 0
action_cable_connection_count 0
users_count 16
active_users 0


# HELP version Version number
version{service="web"} 0.1299
```







(santé de l'app)



(aide au debug)



(retour dans le temps)

Thanks 🙏

